

## Webbing slings

### Polyester webbing slings

Webbing slings are available from 25mm to 300mm width & 500kg to 24,000kg for straight lifting capacity, And 1000kg to 48,000kg basket lifting capacity slings can be made as per requirement.



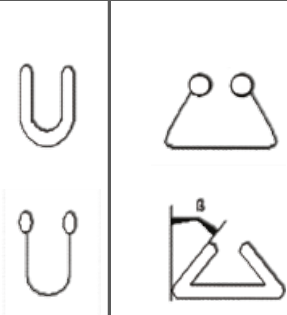
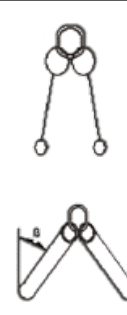
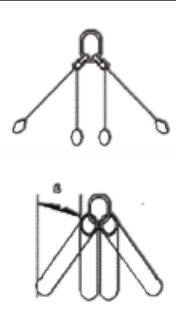
Additional to becket eyes (soft), reverse, flat & leather protected eyes are available. Moreover wear sleeves can be fitted as per customer requirement.

EN 1492-1 standard is used during manufacturing, inspection and testing of all our webbing fittings slings.

Safety factor of 7:1 (excl. when fitted with steel end fittings where it is 4:1)

Certification ( MTC ) provided with all flat and round webbing slings products.

We use high grade 100% polyester material.

Webbing slings										
WLL of sewn webbing components	Color of sewn webbing components	Straight lift (T)	Choked lift (T)	Basket hitch (T)			Two leg slings (T)		Three & four leg slings (T)	
										
				Parallel	$\beta = 0^{\circ}$ to $45^{\circ}$	$\beta = 45^{\circ}$ to $60^{\circ}$	$\beta = 0^{\circ}$ to $45^{\circ}$	$\beta = 45^{\circ}$ to $60^{\circ}$	$\beta = 0^{\circ}$ to $45^{\circ}$	$\beta = 45^{\circ}$ to $60^{\circ}$
		M=1	M=0.8	M=2	M=1.4	M=1	M=1.4	M=1	M=2.1	M=1.5
1.0	Violet	1.0	0.8	2.0	1.4	1.0	1.4	1.0	2.1	1.5
2.0	Green	2.0	1.6	4.0	2.8	2.0	2.8	2.0	4.2	3.0
3.0	Yellow	3.0	2.4	6.0	4.2	3.0	4.2	3.0	6.3	4.5
4.0	Grey	4.0	3.2	8.0	5.8	4.0	5.8	5.8	8.1	8.0
5.0	Red	5.0	4.0	10.0	7.0	5.0	7.0	7.0	10.5	7.5
6.0	Brown	6.0	4.8	12.0	8.4	6.0	8.4	8.4	12.8	9.0
8.0	Blue	8.0	6.4	16.0	11.2	8.0	11.2	11.2	16.8	12.0
10.0	Orange	10.0	8.0	20.0	14.0	10.0	14.0	14.0	21.0	15.0
12.0	Orange	12.0	10.0	24.0	16.8	12.0	16.8	16.8	25.0	18.0